

Subject to change without prior notice!

Document number: 65528 Rev.1.0

Eskilstuna 2015-11-30 DF

PMP70-2100MLS | PMP70-2100MLD

OPERATING INSTRUCTIONS

Thank you for the confidence you have shown in us by choosing a REHOBOT product. REHOBOT stands for high quality products and we hope that this product will serve you well for many years.

To avoid problems in operation we recommend that you read these instructions before you use the product.

Technical description (Fig.1)

Max. working pressure:	70 MPa (700 bar, 10000 psi)
Capacity, high pressure:	0.55 l/min (33.6 in ³ /min.)
Capacity, low pressure:	2.35 l/min (143.4 in ³ /min.)
Effective oil volume:	2.1 l (103.7 in ³)
Hydraulic oil grade:	ISO VG 10 or equivalent
Weight:	
	PMP70-2100MLS 15,4 kg (34 lbs)
	PMP70-2100MLD 16,9 kg (37.3lbs)
Engine:	Petrol, single cylinder, 4-stroke
Power:	1.8 kW (2.5 hp)
Fuel tank:	0.9 l (54.9 in ³)
Fuel:	95 Octane, unleaded
Engine oil:	0.25 l (15.3 in ³), grade SAE 5W40
Spark plug:	NGK CR5HSB
Noise level:	80 dB

MLS-model is suitable for operation with single acting tool.

MLD-model is suitable for operation with double acting tool.

Safety features

The pump is fitted with a built-in safety valve that prevents connected tools from being overloaded. The safety valve is set at the factory to a maximum working pressure of 70 MPa (700 bar, 10000 psi).

System construction

Always check product limitations regarding pressure range. The maximum working pressure of the system must not exceed the maximum working pressure of any product in the system. We recommend the use of pressure gauges with any hydraulic system to ensure that it is operated within its safe working range. Make sure that all hydraulic hoses, connections, tools etc. are connected to the right connection port (pressure or return port).

Installation

Connecting the hydraulic hose

Connect the hydraulic hose using G1/4" coupling or use REHOBOT suitable quick couplings.

Before starting the pump

Before starting the pump, always check the fuel level in the fuel tank and the oil levels in the engine crankcase and the hydraulic oil tank. If the oil level is too low it may cause serious damage to the engine or pump.

Checking the fuel level and refuelling (Fig. 2)

Place the pump on a level surface. Unscrew the fuel cap. Fill up with petrol if necessary (Fig. 2, A). See the Technical description for fuel recommendations.

- Remember that petrol is volatile and highly flammable!
- Always ensure good ventilation when refuelling!
- Never refuel when the engine is running or still hot!
- Take care to avoid spilling petrol when refuelling!
- Wipe any spilled petrol off the engine before starting!

Checking the engine oil level (Fig. 3)

Place the pump on a level surface. Unscrew the oil filler plug (A) and check the oil level using the dipstick attached to the plug (min. (B) and max. (C) levels are marked). Top up with oil if necessary. See the Technical description for recommended oil.

Checking the hydraulic oil level (Fig. 4)

To check the hydraulic oil level, first place the pump on a level surface. Then check the oil level through the level glass on the hydraulic oil tank. The oil is at the correct level when you can see the surface through the level glass. See the Technical description for recommended hydraulic oil.

Operation

Starting the engine



NOTE! Before starting the engine:

- Never place the pump closer than 1 metre to flammable material. Check that there is no flammable material on the engine, such as leaves, grass or the like!
- Never start the pump if the silencer has been removed!
- Never touch the silencer or other engine parts until they have cooled down!
- Avoid inhaling exhaust fumes from the engine, as they are harmful. Always ensure good ventilation!
- Always switch off the pump before leaving it unattended!

1. Open the fuel valve (Fig. 6, A).
2. Set the ignition switch to the "ON" position (6, B).
3. Set the choke control to closed (6, D) to start a cold engine.
4. Start the engine by pulling the starter handle (6, E)
5. Once the engine has started, open the choke control.
6. When the engine has warmed up, adjust to the desired speed using the throttle (6, C)
7. The pump is ready for use.

Pumping, Fig.5

PMP70-2100MLS:

Pumping:

Turn the pump lever valve to setting 2

Neutral setting:

Turn the pump lever valve to setting N

Releasing:

Turn the pump lever valve to setting 1.

PMP70-2100MLD

Pumping:

Turn the pump lever valve to setting 1 or 2 depending on which port is to be pressurized

Neutral setting:

Turn the pump lever valve to setting N.

Stopping the pump

1. Set the throttle to minimum and let the engine idle for a few seconds (Fig. 6, C).
2. Set the ignition switch to "OFF" (6, B) to stop the engine.
3. Turn the control valve to each end setting and then back to the centre position, N (Fig. 5).
4. Disconnect the tool.

Stopping the pump in an emergency

Set the ignition switch to "OFF" (Fig. 6, B) and the pump will stop.

NOTE, remember to depressurise the connected hoses and tools by turning the control valve to each of the end settings and then back to the centre position before disconnecting.

Operating at high altitudes

The standard air to petrol mixture is too rich to allow the engine to work at altitudes above 1500m.

The performance of the pump deteriorates and it will consume more petrol. An excessively rich mixture contaminates the spark plug which will make the engine difficult to start.

The engine must be adjusted in order to improve the performance at altitudes above 1500m. Contact your supplier to have the pump adjusted. The performance of the engine will deteriorate approx. 3,5% for every 300 metres the altitude is increased even if it has been adjusted.

NOTE! When the engine has been adjusted for high altitudes, the air and petrol mixture will be too lean for use on low altitudes (below 1500m).

For more information regarding the use on high altitudes please refer to the engine manufacturers manual.

Accessories

The pumps can be equipped with accessories such as a pressure gauge (e.g. REHOBOT AMT801) and quick couplings such as REHOBOT AQI7 (female) and AQU8 (male).

Service/Maintenance

To ensure reliable operation and long life it is important that maintenance and servicing are carried out according to a fixed schedule.

For safety reasons it is important that the maintenance and servicing should be carried out by experienced personnel (trained to work with high pressure hydraulics). If any doubt contact your nearest authorised service agent or REHOBOT HYDRAULICS AB.

Always use original REHOBOT spare parts.

The following instructions cover normal maintenance and service, for detailed information regarding the servicing of petrol engine please refer to engine manufacturers instructions.

Maintenance and service are divided into daily maintenance (after use), maintenance after 10, 25, 50 and 100 hours in operation, as outlined in Fig. 7.

Service/Maintenance instructions

Checking the engine oil level (Fig. 3)

Place the pump on a level surface. Unscrew the oil filler plug and check the oil level using the dipstick attached to the plug (min. and max. levels are marked). Top up with oil if necessary. See the Technical description for recommended oil.

Checking the hydraulic oil level (Fig. 8)

To check the hydraulic oil level, first place the pump on a level surface. Then check the oil level through the level glass on the hydraulic oil tank (A). The oil is at the correct level when you can see the surface through the level glass. If necessary, top up the oil through the filler plug (B) on the tank. See the Technical description for recommended hydraulic oil.

Hydraulic oil that is drained (or leaks out) from the equipment and components and is replaced during servicing or repairs must be collected and disposed of in accordance with the relevant environmental laws and regulations.

Changing the hydraulic oil (Fig. 8)

Unscrew the oil filler plug (B). Then unscrew the drain plug (C) and drain off the oil. Once the oil has drained, replace and tighten the drain plug. Fill with new oil through the hole for the oil filler plug (B). The oil is at the correct level when you can see the surface through the level glass (A). See the Technical description for recommended hydraulic oil.

Hydraulic oil that is drained (or leaks out) from the equipment and components and is replaced during servicing or repairs must be collected and disposed of in accordance with the relevant environmental laws and regulations.

Changing the engine oil (Fig. 9)

Unscrew the oil filler plug (A). Then unscrew the crankcase drain plug (B) and drain off the oil. Once the oil has drained, replace and tighten the drain plug. Fill with new oil through the hole for the oil filler plug. Use the recommended grade and quantity of oil, see the heading Technical description.

Motor oil that is drained (or leaks out) from the equipment and is replaced during servicing or repairs must be collected and disposed of in accordance with the relevant environmental laws and regulations.

Cleaning the air filter (Fig. 10)

Release the two clips on the air filter cover (A). Remove the cover (B) by folding it downwards, lift the cover off the lower clips (E). Remove the filter cartridge (C) from the cartridge. Wash the filter with detergent and water. When the filter is completely dry, moisten it with engine oil. Squeeze out the surplus oil. Refit the filter.

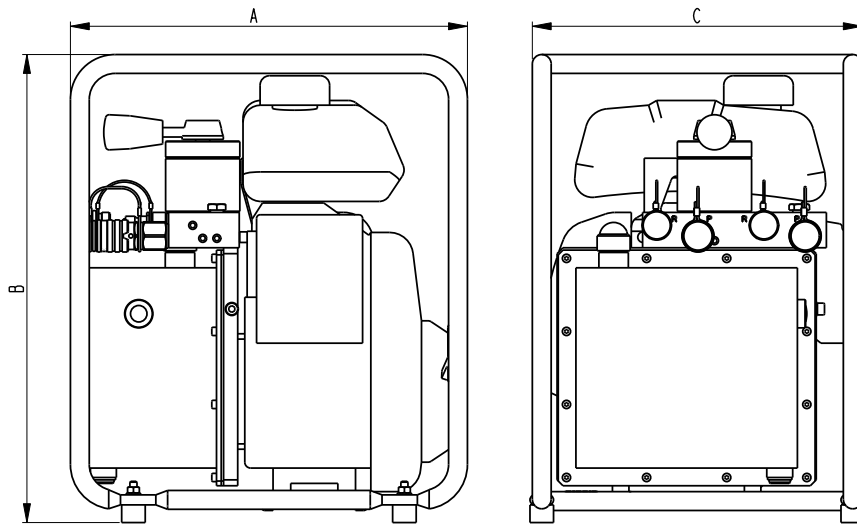
Cleaning the spark plug and adjusting the electrode gap

Unscrew the spark plug from the cylinder. Clean the electrodes with a wire brush or the like. Adjust the gap between the electrodes according to Fig. 13. Screw the spark plug back into the cylinder. See the Technical description for the recommended spark plug.

Storage (long term)

The equipment should be stored in a dry, well ventilated area. Before storage carry out the following activities:

- Clean the pump.
- Empty the fuel tank.
- Drain the carburettor.
- Replace the engine oil.



A		B		C	
mm	in	mm	in	mm	in
337	13,3	397	15,6	280	11,0
337	13,3	397	15,6	280	11,0

Declared dual-number noise emission values

Machine Model Number, Operating conditions, and other Identifying information	
Type: PMP	Model: 70-2100 Maximum working pressure: 70 MPa
Declared dual-number noise emission values (in accordance with ISO4871)	
Measured A-weighted emission sound	
Pressure level L_{pA} , in dB re 20mPa:	80
Uncertainty, K_{pA} , in dB:	+/- 3
Values determined according to Annex B of EN13204 using the basic standards EN ISO3744 and EN ISO11201.	

Fig. 1

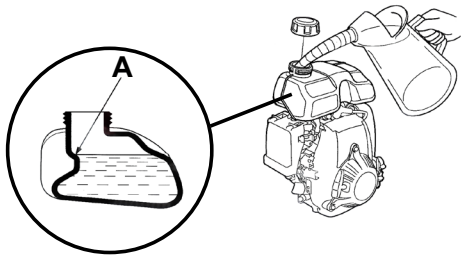


Fig. 2

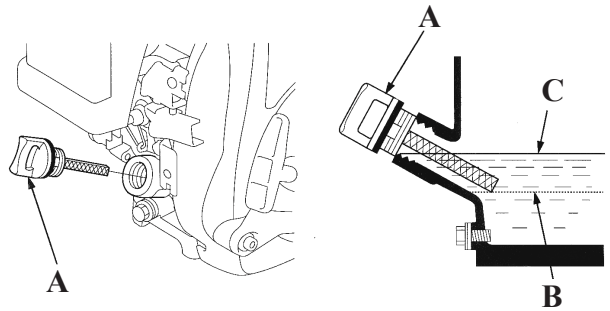


Fig. 3

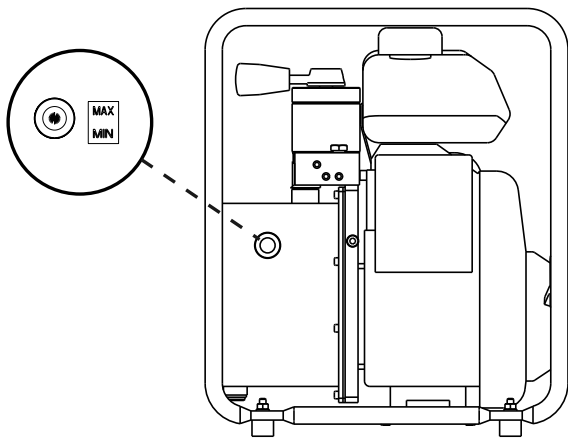


Fig 4

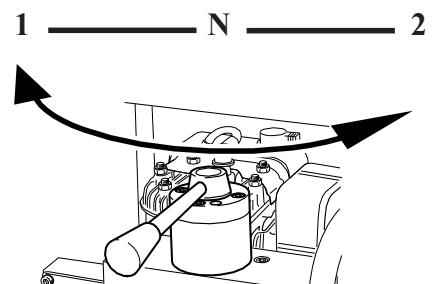


Fig 5

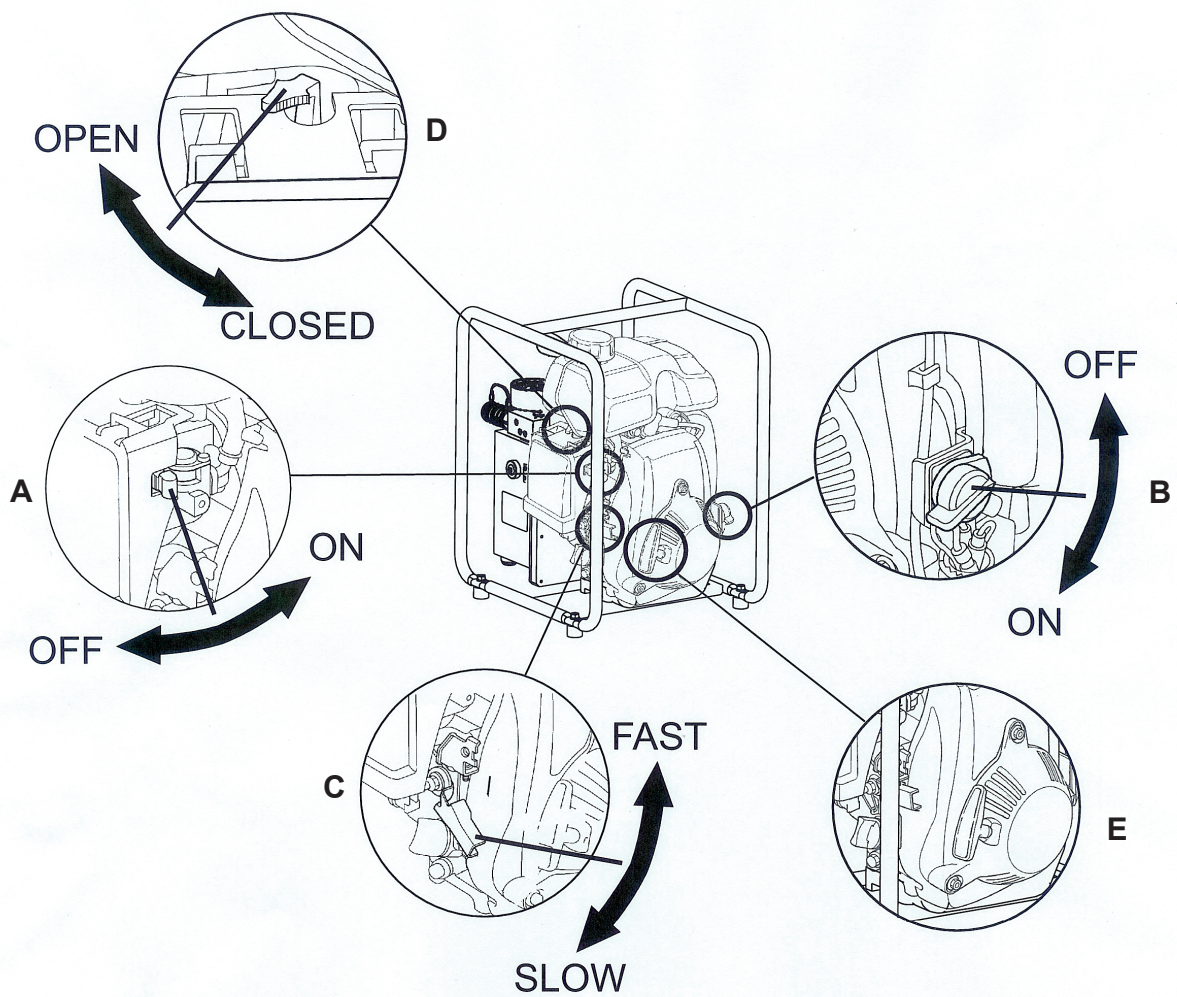


Fig. 6

	Dayly	25 hours	50 hours	100 hours	300 hours	Remark
Clan the pump	X					
Check for fuel leaks	X					
Check for oilleakage	X					
Check dustcovers oc couplings	X					
Check the hydraulic oil level	X					
Check the engine controls	X					
Clean the air filter		X				1
Change of engineoil			X			2
Check/cleaning of spark plug				X		
Change of hydraulic oil				X		3
Change of spark plug					X	

- 1) If the pump is used in a dirty or dusty environment, the filter may need to be cleaned more often.
- 2) The engine oil must be changed after the first 10 hours of operation.
- 3) The hydraulic oil must be changed at least every second year.

Fig. 7

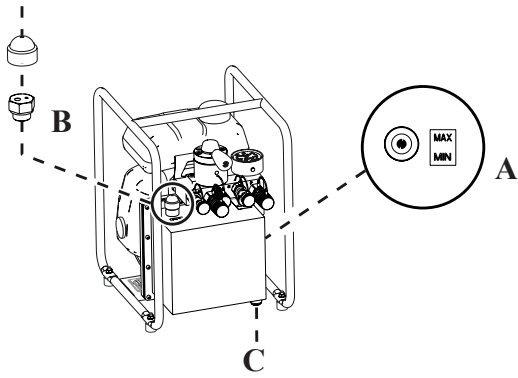


Fig. 8

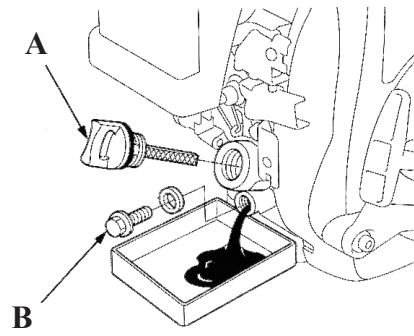


Fig. 9

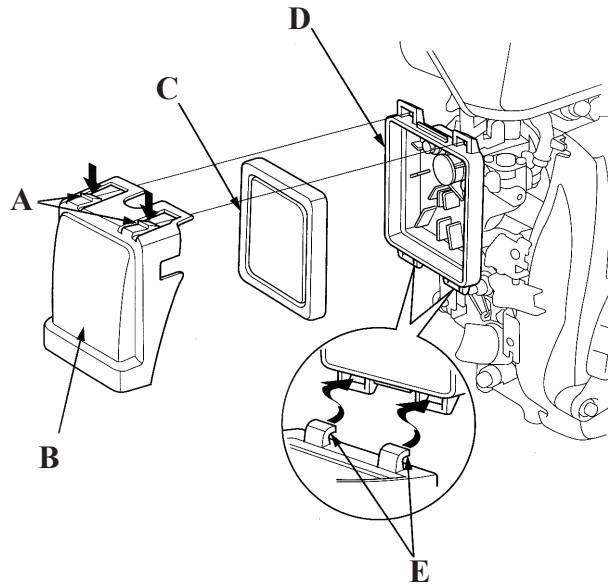


Fig. 10

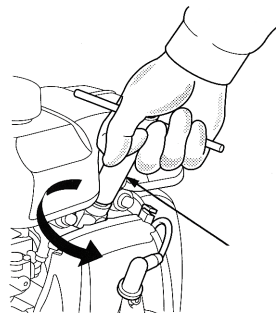


Fig. 11

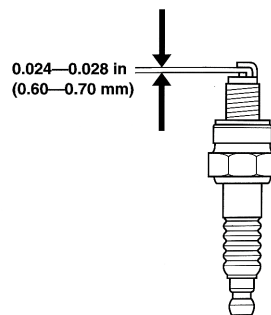


Fig. 12

REHOBOT®

SE

EG-FÖRSÄKRAN OM ÖVERENSSTÄMMELSE

Vi, REHOBOT Hydraulics AB
 Adress Skjulstagatan 11A, Box 1107
 SE-63180 Eskilstuna, SVERIGE
 Behörig person: Anders Nilsson
 REHOBOT Hydraulics AB
 försäkrar härmed under eget ansvar att följande produkter,
 som omfattas av denna försäkrans, är i överensstämmelse med
 villkoren i 2006/42/EC "Machinery Directive" och standard
 EN13204:2004 "Double acting hydraulic rescue tools for fire and
 rescue service use – Safety and performance requirements".

NO

EF-SAMSVARSERKLÄRING

Vi, REHOBOT Hydraulics AB
 Adresse: Skjulstagatan 11A, Box 1107
 SE-63180 Eskilstuna, SVERIGE
 Autoriseret person: Anders Nilsson
 REHOBOT Hydraulics AB,
 erklærer på eget ansvar at følgende produkter som denne sam-
 svarserklæringen gjelder for, er i samsvar med kravene i "Machi-
 nery Directive" nr. 2006/42/EF og standarden EN 13204:2004:
 "Double acting hydraulic rescue tools for fire and rescue service
 use – Safety and performance requirements".

DK

EU-ERKLÆRING OM OVERENSSTEMMELSE

Vi, REHOBOT Hydraulics AB
 Adresse: Skjulstagatan 11A, Box 1107
 SE-63180 Eskilstuna, SVERIGE
 Bemyndiget person: Anders Nilsson
 REHOBOT Hydraulics AB,
 erklærer hermed under ansvar, at følgende produkter, der er
 omfattet af denne forsikring, er i overensstemmelse med be-
 tingelserne i 2006/42/EU "Machinery Directive" og standarden
 EN13204:2004 "Double acting hydraulic rescue tools for fire and
 rescue service use – Safety and performance requirements".

FI

EY:N VAATIMUSTENMUKAISUUSVAKUUTUS

Me, REHOBOT Hydraulics AB
 Osoite: Skjulstagatan 11A, Box 1107
 SE-631 80 Eskilstuna, RUOTSI
 Valtuutettu edustaja: Anders Nilsson
 REHOBOT Hydraulics AB
 vakuutamme yksinomaan omalla vastuullamme, että seuraavat
 tuotteet, joita tämä vakuutus koskee, täyttävät "Machinery Direc-
 tive" 2006/42/EC vaatimukset sekä standardin EN13204:2004
 "Double acting hydraulic rescue tools for fire and rescue service
 use – Safety and performance requirements" vaatimukset.

GB

EU DECLARATION OF CONFORMITY

We, REHOBOT Hydraulics AB
 Address: Skjulstagatan 11A, Box 1107
 SE-63180 Eskilstuna, SWEDEN
 Authorised officer: Anders Nilsson
 REHOBOT Hydraulics AB
 hereby declare under our sole responsibility that the following pro-
 ducts to which this declaration relates are in conformity with the
 requirements of 2006/42/EC "Machinery Directive" and standard
 EN13204:2004 "Double acting hydraulic rescue tools for fire and
 rescue service use – Safety and performance requirements".

DE

EG-KONFORMITÄTSERKLÄRUNG

Wir, REHOBOT Hydraulics AB
 Adresse: Skjulstagatan 11A, Box 1107
 SE-631 80 Eskilstuna, SCHWEDEN
 Zuständiger Mitarbeiter: Anders Nilsson
 REHOBOT Hydraulics AB
 erkläre hiermit in Eigenverantwortung, dass folgende, von dieser
 Erklärung erfassten Produkte den Bestimmungen der „Machinery
 Directive“ (2006/42/EC) sowie dem Standard „Double acting
 hydraulic rescue tools for fire and rescue service use – Safety and
 performance requirements“ (EN13204:2004) entsprechen.

FR

DÉCLARATION DE CONFORMITÉ CE

Nous, REHOBOT Hydraulics AB
 Adresse : Skjulstagatan 11A, Box 1107
 SE-63180 Eskilstuna, LA SUÈDE
 Personne autorisée : Anders Nilsson
 REHOBOT Hydraulics AB
 déclarons par la présente, sous notre seule responsabilité, que les
 produits suivants couverts par cette déclaration sont en conformité
 avec les conditions de 2006/42/EC « Machinery Directive » et avec
 la norme EN13204:2004 « Double acting hydraulic rescue tools for
 fire and rescue service use – Safety and performance requirements

NL

EG-VERKLARING VAN OVEREENSTEMMING

Wij, REHOBOT Hydraulics AB
 Adres: Skjulstagatan 11A, Box 1107
 SE-63180 Eskilstuna, ZWEDEN
 Bevoegd persoon: Anders Nilsson
 REHOBOT Hydraulics AB
 verklaren hierbij geheel onder eigen verantwoordelijkheid dat de
 volgende producten, waarop deze verklaring betrekking heeft, in
 overeenstemming zijn met de normen in de richtlijn 2006/42/EG
 "Machinery Directive" en in de standaard EN13204:2004 "Double
 acting hydraulic rescue tools for fire and rescue service use – Safety
 and performance requirements".

IT

DICHIARAZIONE DI CONFORMITÀ CE

La REHOBOT Hydraulics AB
Indirizzo: Skjulstagatan 11A, Box 1107
SE-63180 Eskilstuna, SVEZIA
Responsabile: Anders Nilsson
REHOBOT Hydraulics AB
garantisce sotto la propria responsabilità che gli articoli indicati nella presente dichiarazione sono conformi alle condizioni indicate nella Direttiva 2006/42/EC "Machinery Directive" e sono conformi allo standard EN13204:2004 "Double acting hydraulic rescue tools for fire and rescue service use – Safety and performance requirements".

PT

DECLARAÇÃO DE CONFORMIDADE CE

Nós, REHOBOT Hydraulics AB
Morada: Skjulstagatan 11A, Box 1107
SE-631 80 Eskilstuna, SUÉCIA
Pessoa responsável: Anders Nilsson
REHOBOT Hydraulics AB
vimos por este meio declarar que o seguinte produto, abrangido pela declaração, se encontra em conformidade com as condições da norma 2006/42/CE "Machinery Directive" e com o padrão EN13204:2004 "Double acting hydraulic rescue tools for fire and rescue service use – Safety and performance requirements".

ES

DECLARACIÓN CE DE CONFORMIDAD

Nosotros, REHOBOT Hydraulics AB,
Dirección: Skjulstagatan 11A, Box 1107
SE-631 80 Eskilstuna, SUECIA
Responsable: Anders Nilsson
REHOBOT Hydraulics AB
declaramos por la presente bajo nuestra exclusiva responsabilidad la conformidad de los siguientes productos, a los que se refiere esta declaración, con las disposiciones de la 2006/42/CE "Machinery Directive" y de la norma EN13204:2004 "Double acting hydraulic rescue tools for fire and rescue service use – Safety and performance requirements".

Description and identification of the machinery:


Description:
Hydraulic pump.

Function:
**Portable, petrol driven, two stage hydraulic pump, complete with oil container.
PMP-2100-series**

Model/Type:
PMP70-2100MLS, PMP70-2100MLD

Serial number:
1400000-001 to 1799999-999

Eskilstuna, 2015-11-30
Place and date



Signature

Kjell-Roger Holmström, President/CEO
Clarification of signature and position

GARANTI | TAKUU | GUARANTEE | GARANTIE | GARANZIA | GARANTIA | GARANTIA | 质保条款

SE Garanti

För denna produkt lämnar REHOBOT Hydraulics AB full garanti för tillverknings- och materialfel. Produkten har under tillverkningsprocessen passerat ett antal kontrollpunkter för att säkerställa funktion och kvalitet. Åtagandet gäller ny produkt och är giltigt 12 månader från den dag användaren mottagit produkten. För att garantiersättning skall utgå krävs att kvitto på när produkten köpts kan uppvisas.

Garantin gäller under förutsättning att produkten använts på normalt sätt och enligt anvisningar och instruktioner. Garantin omfattar t.ex. ej: - skador uppkomna genom normal förslitning eller bristfälligt underhåll - skador uppkomna genom felaktigt handhavande eller överbelastning - modifieringar eller ombyggnader ej godkända av REHOBOT Hydraulics AB - skador uppkomna genom användande av reservdelar som ej är REHOBOT originaldelar.

För el- och bensinmotorer som sålts tillsammans med REHOBOT-produkter, baserar sig REHOBOT Hydraulics AB's åtagande på respektive tillverkarens garantivillkor som bifogas varje produkt. Vid garantianspråk kontakta Din återförsäljare för information angående närmaste auktoriserad serviceverkstad för reparation eller ev. byte. REHOBOT Hydraulics AB påtar sig härutöver inget ansvar.

FR Garantie

REHOBOT Hydraulics AB garantit ce produit contre tous défauts de fabrication et de matériaux. Lors de sa fabrication, le dit produit a été soumis à un certain nombre de contrôles destinés à assurer tant sa qualité que son bon fonctionnement. La présente garantie assortie à tout produit neuf, est valable 12 mois à compter de la date de livraison. Pour pouvoir la faire jouer, l'acquéreur de ce produit devra être en mesure de prouver la date d'achat de ce dernier.

Cette garantie est applicable sous réserve que le produit ait fait l'objet d'une utilisation normale, conformément aux instructions données. Elle ne couvre pas: - les dommages résultant d'une usure normale ou d'un entretien insuffisant - les dommages résultant d'une mauvaise utilisation ou d'une surcharge - les modifications/transformation non agréées par REHOBOT Hydraulics AB - les dommages résultant de l'emploi de pièces de rechange autres que

d'origine REHOBOT. En ce qui concerne les moteurs électriques et à essence vendus conjointement avec les produits REHOBOT, REHOBOT Hydraulics AB applique les conditions de garantie de chaque fabricant jointes à chacun des produits en question. En cas de réclamation, veuillez vous mettre en rapport avec votre concessionnaire, afin de connaître l'atelier agréé le plus proche, en vue d'une réparation ou d'un échange éventuel du produit concerné. Faute de respect des conditions ci-dessus énoncées, la responsabilité de REHOBOT Hydraulics AB ne saurait être engagée.

NO Garanti

För dette produktet gir REHOBOT Hydraulics AB full garanti for produktions- og materialfeil. I løpet av produktionsprosessen har produktet gjennomgått flere kontrolltester for å sikre funksjonalitet og kvalitet. Garantien gjelder nye produkter, og er gyldig i 12 måneder fra den dagen brukeren mottar produktet. For at garantiersetting skal gis, må kvittering med kjøpsdato kunne fremvises.

Garantien gjelder under forutsetning av at produktet er blitt brukt på normal måte, og i henhold til anvisninger og instruksjoner. Garantien omfatter for eksempel ikke: - skader som har oppstått på grunn av vanlig slitasje eller manglende vedlikehold - skader som har oppstått ved feil bruk eller overbelastning - endringer eller ombygninger som ikke er godkjent av REHOBOT Hydraulics AB - skader som har oppstått på grunn av bruk av andre reservedeler enn REHOBOT originaldelar

For el- og bensinmotorer som selges sammen med REHOBOT-produkter, er REHOBOT Hydraulics AB's forpliktelser basert på de respektive produsentenes garantivilkår, som er vedlagt hvert produkt. Ved krav i henhold til garantien kontakter du forhandleren, som kan gi opplysninger om nærmeste autoriserte serviceverksted for reparasjon eller eventuelt bytte. REHOBOT Hydraulics AB påtar seg intet ansvar utover dette.

NL Garantie

Voor dit product geven wij volledige REHOBOT Hydraulics AB garantie op fabricage- en materiaalfouten. Het product is tijdens de fabricage een aantal controlepunten gepasseerd ter verzekering van werking en veiligheid. De garantie geldt voor nieuwe producten en is twaalf maanden geldig, gerekend vanaf dat de dag dat de gebruiker het product heeft ontvangen. Voor het verlenen van de garantie wordt vereist dat de kwitantie van de aankoop van het product getoond kan worden.

De garantie geldt onder voorwaarde dat het product op normale manier is gebruikt en volgens de aanwijzingen en instructies. De garantie omvat bijv. niet: - schade ten gevolge van slijtage of gebrekkig onderhoud - schade ten gevolge van foutief gebruik of overbelasting - veranderingen of ombouwingen die niet zijn goedgekeurd door REHOBOT Hydraulics AB - schade ten gevolge van het gebruik van andere dan originele REHOBOT reserveonderdelen.

De voorwaarden van REHOBOT Hydraulics AB betreffende de Elektro- en benzinmotoren die samen met de REHOBOT-producten worden verkocht, zijn gebaseerd op de garantievoorwaarden van de fabrikanten van de afzonderlijke producten. Deze voorwaarden worden bij elk product bijgevoegd. Voor aanspraak op garantie dient u contact op te nemen met uw dealer voor informatie over de dichtbijzijnde geautoriseerde serviceplaats voor reparatie of eventuele vervanging. Buiten het hier genoemde neemt REHOBOT Hydraulics AB geen verdere aansprakelijkheid op zich.

DK Garanti

REHOBOT Hydraulics AB giver fuld garanti for fremstillings- og materialefejl for dette produkt. Produktet har under fremstillingsprocessen passeret et antal kontrolpunkter for at sikre funktion og kvalitet. Garantien dækker kun nye produkter og er gyldig 12 måneder efter, at kunden har modtaget produktet. Garantien gælder kun, hvis kvittering med angivelse af købsdatoen kan opvises.

Garantien er kun gyldig, hvis produktet er brugt på en normal måde og i henhold til anvisninger og instruktioner. Garantien omfatter f.eks. ikke: - skader opstået ved normal slitage eller mangelfuld vedligeholdelse - skader opstået ved forkert håndtering eller overbelastning - modificering eller ombygning, som ikke er godkendt af REHOBOT Hydraulics AB - skader opstået ved brug af reservedele, som ikke er REHOBOT originaldele.

For de el- og benzinmotorer, som sælges sammen med REHOBOT-produkter, baseres REHOBOT Hydraulics AB's forpligtelser på de pågældende producenters garantivilkår, som vedlægges hvert produkt. Ved påberøelse af garantien skal De kontakte Deres forhandler for at få information om det nærmeste autoriserede serviceværksted for reparation eller evt. udskiftning. REHOBOT Hydraulics AB påtager sig intet yderligere ansvar.

IT Garanzia

Questo prodotto è coperto dalla garanzia totale REHOBOT Hydraulics AB per quanto riguarda difetti di materiale o di fabbricazione. Durante la produzione il prodotto è stato sottoposto ad una serie di controlli per assicurarne qualità e funzionamento. La garanzia si riferisce a prodotti di nuova costruzione e ha la durata di 1 anno dalla data di acquisto del prodotto. Per la validità della garanzia è indispensabile la ricevuta comprovante la data di acquisto del prodotto stesso.

La garanzia è valida se il prodotto viene usato nei modi previsti per gli usi a cui è destinato, secondo le istruzioni e le indicazioni per l'uso. La garanzia non copre per esempio: - danni provocati da usura normale o da manutenzione carente; - danni provocati da un uso inadeguato od eccessivo del prodotto; - modifiche non approvate per iscritto dalla REHOBOT Hydraulics AB; - danni causati dall'uso di ricambi non originali REHOBOT.

Per quanto riguarda i motori benzina ed elettrici venduti insieme ad i prodotti REHOBOT, la responsabilità della REHOBOT Hydraulics AB si basa sulle condizioni di garanzia del fabbricante relative a ciascun prodotto. Per eventuali interventi in garanzia contattare il rivenditore per ulteriori informazioni relative all'officina autorizzata REHOBOT per le riparazioni o la sostituzione. La REHOBOT Hydraulics AB non si assume nessuna responsabilità ulteriore oltre a quanto sopra descritto.

FI Takuu

REHOBOT Hydraulics AB myöntää tälle tuotteelle valmistus- ja materiaalivirheet kattavan täyden takuun. Tuotteelle on valmistusprosessin aikana suoritettu useita tarkastuksia, joilla on varmistettu sen toiminta ja laatu. Takuu koskee uutta tuotetta ja on voimassa 12 kuukautta siitä päivästä lukien, jolloin käyttäjä vastaanotti tuotteen. Takuuvaatimusten tueksi on esitettävä kuitti, josta käy ilmi, milloin tuote on ostettu.

Takuu on voimassa sillä edellytyksellä, että tuotetta on käytetty normaaliilla tavalla ja annettujen ohjeiden mukaisesti. Takuu ei kata esim.: - normaalisti kulumisesta tai puutteellisesta kunnossapidosta aiheutuneita vikoja - virheellisesti käsitellystä tai ylikuormituksesta aiheutuneita vikoja - ilman REHOBOT Hydraulics AB:n hyväksyntää suoritettuja muutoksia ja lisäyksiä - muiden kuin REHOBOT alkuperäisten varosien käytöstä aiheutuneita vikoja

Yhdessä REHOBOT-tuotteiden kanssa myytyn sähkö- ja bensinmoottoreiden osalta REHOBOT Hydraulics AB:n sitoumukset perustuvat ko. valmistajan takuuehtoihin, jotka toimitetaan kunkin tuotteen mukana. Esitä takuuvaatimukset jälleennyhtäessä, jolta saat tiedot lähimmästä valtuutetusta huoltokorjaamosta tuotteen korjaamista tai mahdollista vaihtoa varten. REHOBOT Hydraulics AB ei hyväksy tässä mainittujen lisäksi muita velvoitteita.

ES Garantía

REHOBOT Hydraulics AB garantiza este producto contra defectos de fabricación y del material. Durante el proceso de fabricación, el producto ha sido controlado en varias oportunidades para asegurar su función y calidad. La garantía le asegura un producto nuevo y es válida durante 12 meses a partir de la fecha de recepción del producto por el usuario. Para que la garantía sea válida, es requisito indispensable la presentación del comprobante de compra del producto con indicación de la fecha.

La garantía es válida siempre y cuando el producto sea utilizado normalmente y de acuerdo a las instrucciones y recomendaciones de uso. La garantía no cubre por ej.: - daños ocasionados por desgaste natural o mantenimiento deficiente - daños causados por operación deficiente o sobrecarga - modificaciones o arreglos no aprobados por REHOBOT Hydraulics AB - daños ocasionados por el uso de repuestos no originales de REHOBOT.

Para los motores eléctricos y de gasolina vendidos junto con los productos REHOBOT, la responsabilidad de REHOBOT Hydraulics AB se basa en las condiciones de garantía del fabricante respectivo, adjuntas al producto. En caso de querer beneficiarse de la garantía, tenga a bien dirigirse a su representante para informarse sobre el taller oficial más cercano para reparaciones o cambio. REHOBOT Hydraulics AB no se responsabiliza más que por lo que queda indicado.

GB Guarantee

REHOBOT Hydraulics AB provide a full guarantee covering manufacturing and material faults. During its manufacture the product has undergone several control checks to ensure its safety, efficiency and quality. The guarantee covers new products only and is valid for 12 months from the day the customer receives the product. Claims under the guarantee can be made only on production of the original receipt of purchase.

The guarantee is valid only if the product has been used in the normal way and according to the instructions provided. The guarantee does not cover, e.g.: - damage caused by normal wear or lack of maintenance - damage caused by misuse or overloading - modification or rebuilding not approved by REHOBOT Hydraulics AB - damage resulting from the use of spare parts which are not REHOBOT original parts.

For electric and petrol engines sold in conjunction with REHOBOT products, REHOBOT Hydraulics AB's commitment is based upon the guarantee terms of the manufacturer concerned, enclosed with each product. Claims under the guarantee should be made to your retailer who will refer you to the nearest service workshop for repairs or possible replacement. REHOBOT Hydraulics AB accept no responsibility in addition to this.

PT Garantia

REHOBOT Hydraulics AB oferece para este produto uma garantia completa cobrindo defeitos de fabricação e de material. Durante a fabricação o produto foi submetido a diversos testes para assegurar um bom funcionamento e qualidade. A garantia cobre apenas produtos novos e é válida por 12 meses, a partir do dia em que o cliente recebeu o produto. Para se proceder ao reembolso é exigida a exibição do recibo comprovatório da data de compra do produto.

A garantia só é válida se o produto tiver sido usado de forma normal e segundo as instruções fornecidas. A garantia não abrange por exemplo: - Estragos causados por desgaste normal ou falta de manutenção - Estragos causados por uso errôneo ou sobrecarga - Modificações não aprovadas por REHOBOT Hydraulics AB - Estragos resultantes do uso de peças sobresselentes que não sejam originais REHOBOT. Para os motores elétricos e a gasolina vendidos em conjunto

com os produtos REHOBOT, o compromisso da REHOBOT Hydraulics AB baseia-se nos termos de garantia do respectivo fabricante, anexo a cada produto. Sempre que haja lugar a reclamações, dirija-se ao seu concessionário que o informará acerca de oficina autorizada, para reparação ou possível substituição. REHOBOT Hydraulics AB, não aceita qualquer outro tipo de responsabilidade.

DE Garantie

Für dieses Produkt gewährt REHOBOT Hydraulics AB volle Garantie für Herstellungs- und Materialfehler. Das Erzeugnis hat zwecks Funktions- und Qualitätssicherung während des Fertigungsprozesses eine Anzahl Kontrollpunkte passiert. Die Gewährleistung gilt für neue Produkte und hat eine Gültigkeitszeit von 12 Monaten von dem Tage an, an dem der Anwender das Erzeugnis erhalten hat. Damit die Garantie Gültigkeit erlangt, muß eine Quittung vorgezeigt werden, aus der das Kaufdatum hervorgeht.

Die Garantie gilt unter der Voraussetzung, daß das Erzeugnis auf normale Art und nach den Anweisungen und Instruktionen verwendet wurde. Die Garantie umfaßt z. B. keine - durch normalen Verschleiß oder mangelhafte Instandhaltung entstandenen Schäden - durch fehlerhafte Handhabung oder Überbelastung entstandenen Schäden - Änderungen oder Umbauten, die nicht von REHOBOT Hydraulics AB gutgeheißen sind - Schäden, die durch die Verwendung von Ersatzteilen entstanden sind, die keine REHOBOT-Originalteile sind.

Für Elektro- und Benzinmotoren, die gemeinsam mit REHOBOT-Produkten verkauft werden, gelten die Garantiebedingungen des jeweiligen Herstellers, die jedem Produkt beiliegen. Bei Garantieansprüchen wenden Sie sich bitte an Ihren Wiederverkäufer wegen Auskünften über die nächste Vertragswerkstätte für Reparaturen oder eventuellen Austausch. REHOBOT Hydraulics AB übernimmt hierüber hinaus keine Verantwortung.

中文 质量保证

REHOBOT 公司提供全面的质保，这包括制造和材料方面的故障。在其制造过程中，产品已经过了多项控制检验从而确保了它的安全、高效和优质性能。质保范围只包括新的产品，有效期限为从客户收到产品之日起12个月。根据质保提出要求时，要出示原始收据。只有用正常的方式并且按照所提供的说明书使用产品的情况下质保才有效。

质保范围不包括：正常磨损或缺乏保养导致的损害 错误的使用或过载引起的损害 未经REHOBOT公司批准而进行修改或重建而引起的损害 不使用REHOBOT原始备件引起的损害 对于与REHOBOT产品配套销售的电气和汽油发动机，REHOBOT公司的承诺是基于相关制造商的质保期，这在

每个产品上都有附注说明。根据质保提出的要求应该提交到您的销售商，他将告诉您最近的维修服务处以利于您去维修或更换。除此之外，REHOBOT公司不接受任何责任。